



Exploring the Use of "Fake News" on Twitter



Expert IQ Report

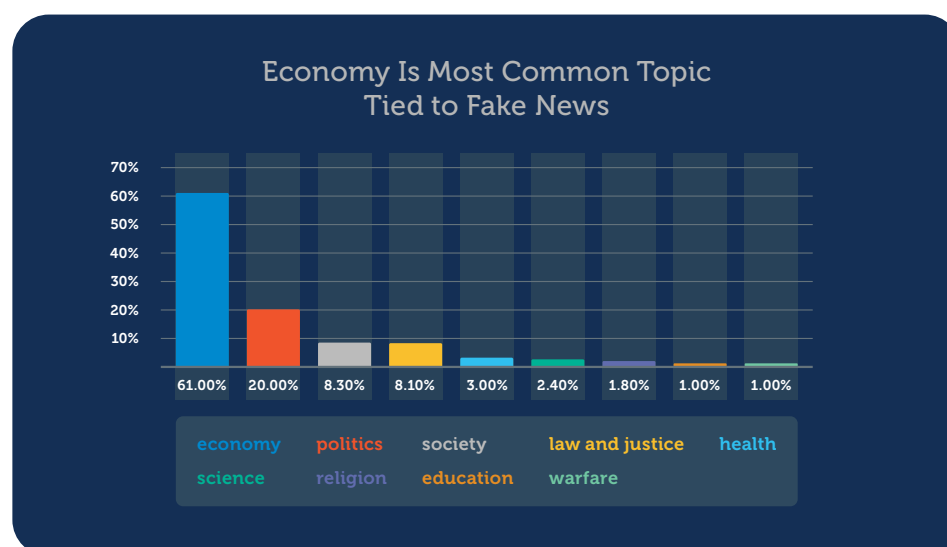


How do Twitter users feel about fake news? Do they associate fake news more with politics or economics? And how is the phenomenon perceived?

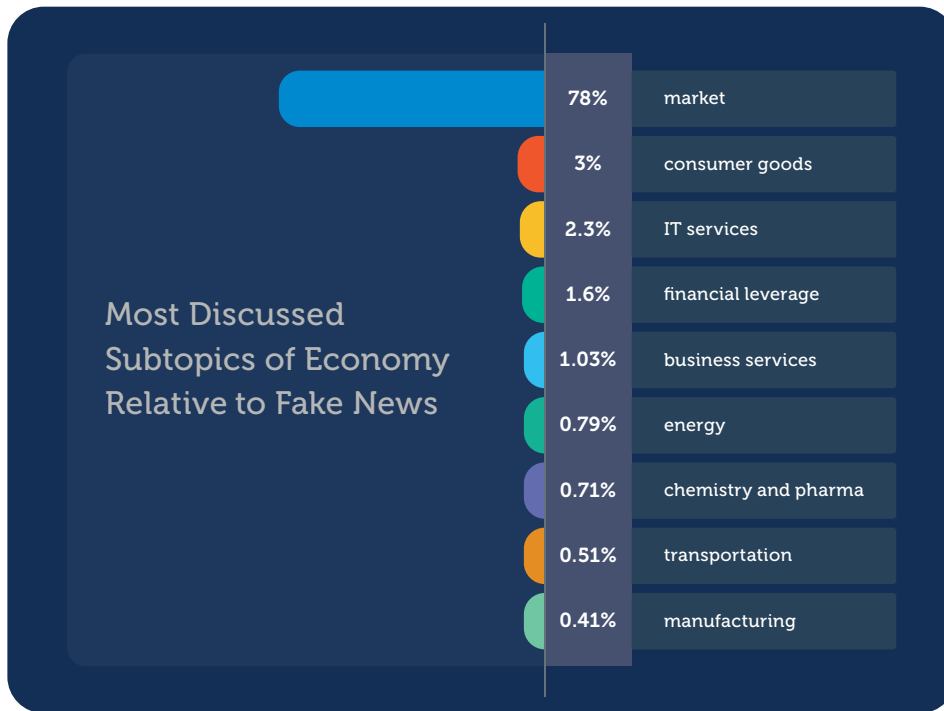
These are just a few of the questions that were considered by expert.ai when analyzing a **sample of 100,000 tweets related to fake news**. Expert.ai applied its technology to Twitter **from November 23, 2021 to May 24, 2022** to identify topics and capture trends relating to sentiment and emotions in the context of fake news (e.g., the term itself, as well as hashtags and concepts such as #misleadinginformation, #misinformation, #disinformation, etc.).

Economy or Politics?

People associate fake news most prominently to politics due to studies about fake news and the [2016 United States presidential election](#). However, expert.ai's study shows that 61% of tweets containing a fake news hashtag are more concerned with how disinformation impacts the world of **economy, business and finance**, followed by **politics** (20%), **society** (8.3%), **law and justice** (8.1%), **health** (3%), **science** (2.4%), **religion** (1.8%), **education and warfare** (both about 1%).



In the context of economy, the **market** (i.e., the production and pricing of goods and services) is the most cited topic appearing in 78% of the economy-related tweets. This was followed by **consumer goods** (3%; half of which were related to food), **IT services** (2.3%), **financial leverage** (1.6%) and a few specific market segments such as **business services** (1.03%), **energy** (0.79%), **chemistry and pharma** (0.71%), **transportation** (0.51%) and **manufacturing** (0.41%).

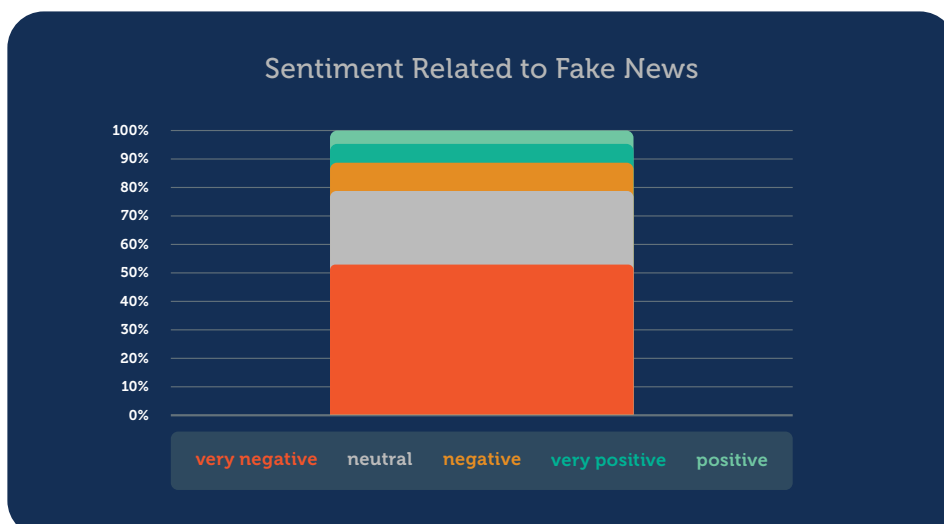


People, Propaganda and Lies vs. Truth

People (4.76%) emerges as the most mentioned concept, followed by **propaganda** (3.79%), **media** (3.70%), **Russia** (2.47%), **fact** (2.22%), **disinformation** (2.14%), **Ukraine** (2.12%), **misinformation** (1.88%), **lie** (1.71%) and **truth** (1.58%).

Fake News Is No Laughing Matter

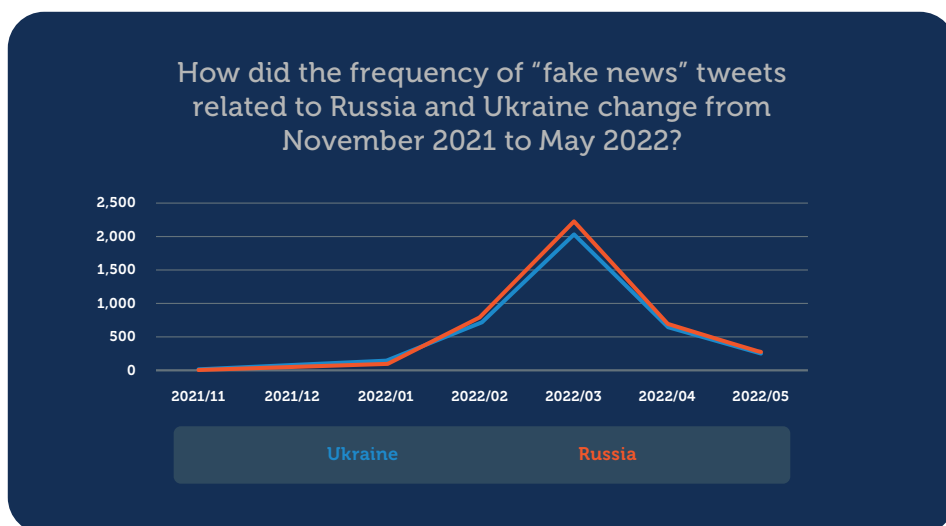
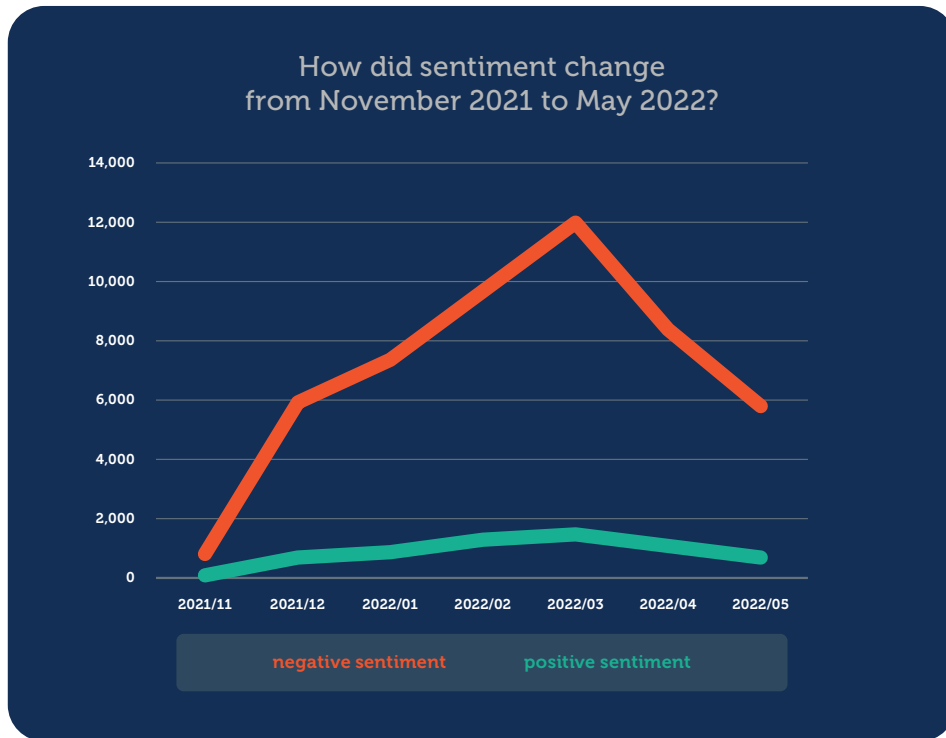
Not surprisingly, more than half of the analyzed tweets elicit a “very negative” sentiment.





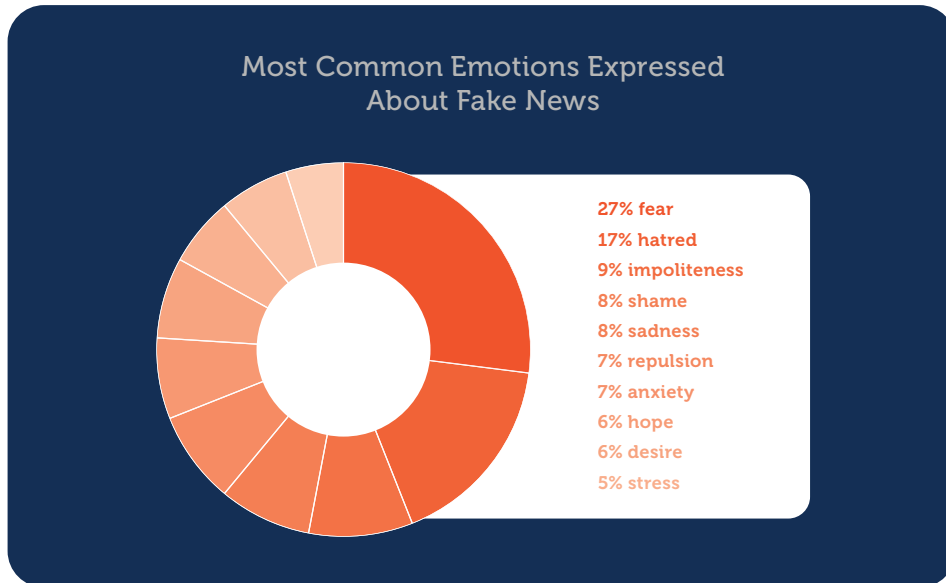
How Did Sentiment Change Over Time?

The gap between negative sentiment and positive sentiment peaked in March, suggesting a correlation with the escalation of the crisis between Russia and Ukraine.



A Wave of Bad Emotions

Taking a closer look at the emotions behind tweet sentiment, it is no surprise that **fear** (27%) is the prevailing emotion, followed by **hatred** (17%), and **impoliteness** (9%) mixed with **shame** (8%), **sadness** (8%) and other negative feelings such as **repulsion** (7%) and **anxiety** (7%).



Hope (6%) is the only positive trait that timidly emerges from this wave of negative emotions, mostly in correlation with the Russia and Ukraine conflict.



Expert IQ Report

Produced using expert.ai natural language understanding (NLU) capabilities, the Expert IQ Report is a series that looks to provide deep content analysis of the massive amounts of language data on a given event, person or topic. Expert IQ Reports demonstrate the value of using AI-based NLU technology to automatically generate a fast and accurate understanding of language data.

<https://www.expert.ai>